




TheLATTICE2GTW™

L2GTW-5T15

LED Matrix Lighting System for Sign Cabinets



L2GTW-5T15

ORIENTATION

SINGLE
SIDED

LED-TO-LED

50mm(1.97")

BAR-TO-BAR

152.4mm(6")

POWER CONSUMPTION

4.8w/sqft

LED TO FACE DISTANCE

>8"

BRIGHTNESS

463.2lm/sqft
(BW65+WWV30)

features

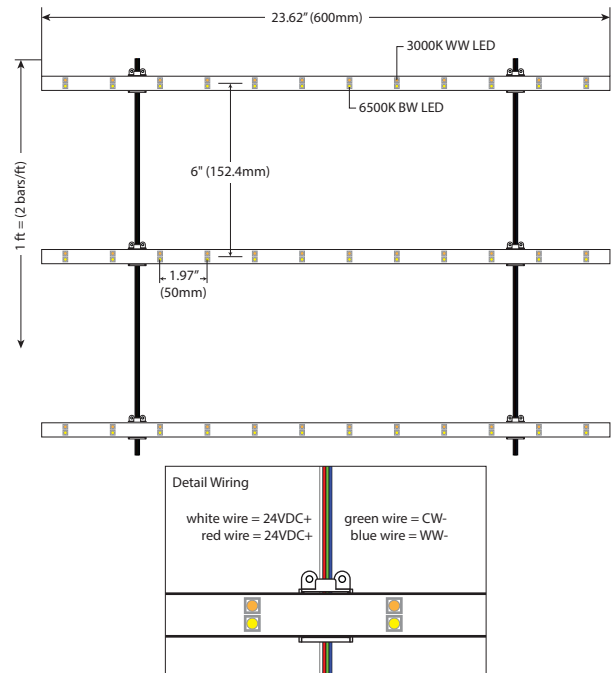
- Versatile lighting solution for Light Boxes, Sign Cabinets, Store-front Glass Displays and Ceiling Illumination
- Perfectly Uniform Illumination of Tunable Color Temperatures ranging from 3000K to 6500K
- Control with Bitro's DMX Control Systems or Dimming Solutions to achieve the desired look and feel
- Constant Current Technology for Optimal Color Consistency
- Easy Labor-saving Installation
- For Dry and Damp Applications
- UL Recognized
- 2 Year Warranty

overview

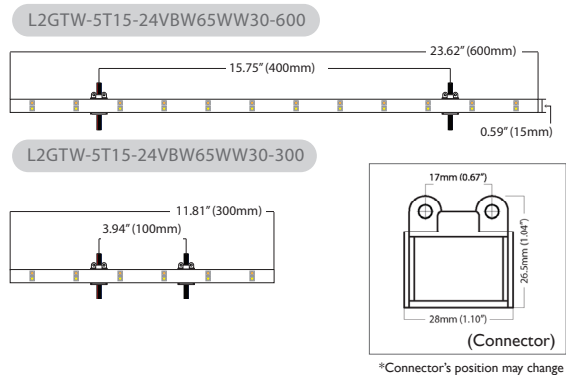
The Lattice2G Tunable White (L2GTW) is Bitro's first matrix lighting solution that transforms the extremely reliable Lattice2G into a specialized, but elegant solution for rectangular cabinets and ceiling lighting. With both 3000K and 6500K LEDs on a single bar, the Lattice2G TW can be controlled using Bitro's DMX or Dimming systems so that the user can fine-tune everything from cool whites to warm whites and produce a beautiful dynamic ambience. Whatever the application may be, the L2GTW will always provide the unique benefits of a scalable, lightweight, matrix lighting solution with uniform illumination that only the Lattice family of products can provide.

Consult with your Bitro representative to see if the Lattice2G Tunable White is right for you and your project needs.

configuration dimension



dimension & sku



5-YEAR
WARRANTY

IP66

Constant
Current
Technology



TheLATTICE2GTW™

L2GTW-5T15

LED Matrix Lighting System for Sign Cabinets



application specs

Model	L2GTW-5T15
Single-sided / Double-sided	Single Sided
Brightness Level	Standard Brightness
Brightness (lm/sqft)	240 lm/sqft (BW65) 223.2 lm/sqft (WW30) 463.2 lm/sqft (Overall)
Min. Cabinet Depth*	>8"
Default Color	Bright White, 6500K (BW65) and Warm White, 3000K (WW30)
Other Colors	Special Order. Consult with Bitro Reps and Distributors
Waterproof Rating	Conformal Coated, IP66
Application Environment	Dry & Damp Locations
Operating Temperature	-22°F ~ 158°F
UL File # / Model #	E341583 / BT-L2G

* Minimum distance required from LATTICE product to face. Calculated with 2447 milky white acrylic with no graphics. Depth on faces with graphics can have thinner cabinet depths. Consult with Bitro for samples and depth demonstrations.

configuration specs

Part Number		L2GTW-5T15-24VB65WW30-600	L2GTW-5T15-24VB65WW30-300
LED Pitch		50mm (1.97")	
Bar-to-Bar Pitch		152.4mm (6")	
Bar Length (Roll width)		600mm (23.6")	300mm (11.8")
# Lamps (RGB)	# Lamps / bar	12 lamps/bar	6 lamps/bar
	# Lamps / sqft	12 lamps/sqft	
# Lamps (White)	# Lamps / bar	12 lamps/bar	6 lamps/bar
	# Lamps / sqft	12 lamps/sqft	
# Bars	# bars / sqft	2.5 bars/sqft	2 bars/sqft
	# bars / linear ft on roll	2 bars/ft	

layout service

Please email estimate@bitrogroup.com with drawings for prompt layout services.

electrical specs

Part Number		L2GTW-5T15-24VB65WW30-600	L2GTW-5T15-24VB65WW30-300
Operating Voltage		24VDC	
Power Consumption	W / bar	4.8 W/bar	2.4 W/bar
	W / sqft	4.8 W/sqft	
	W / linear ft on roll	9.6 W/ft	4.8 W/ft
Lumen Efficiency (on White LEDs, lm/w)		100 lm/W (BW65) 93 lm/W (WW30) 96.5 lm/W (Overall)	

power load recommendations

Part Number		L2GTW-5T15-24VBW65WW30-600	L2GTW-5T15-24VBW-65WW30-300
Recommended Max. Load on Bitro's ASU Series 100W-24V power supply	ASU-100-24U (# Bars)	18 bars	36 bars
	ASU-100-24U (linear ft)	9 ft	18 ft
	ASU-100-24U (sqft)	18 sqft	
Recommended Control System		RGB Control Systems & Standard Dimming Controllers*	

* Contact bitro for compatible control systems

packaging

Packaging Unit	10 ft roll
# of Bars / roll	20 bars/10 ft

contact bitro

Bitro Group, Inc. (Headquarter)
300 Lodi St. Hackensack, NJ 07601
201-641-1004 sales@bitrogroup.com