




TheLATTICE RGB™

LATRGB50S-I50

LED Matrix Lighting System for Sign Cabinets



LATRGB50S-I50

ORIENTATION	LED-TO-LED	BAR-TO-BAR
SINGLE SIDED	50mm(1.97")	152.4mm(6")
POWER CONSUMPTION	LED TO FACE DISTANCE	BRIGHTNESS
2.88w/sqft	>8"	130.2 lm/sqft

LATTICE RGB Series features

- All-new LATTICE in full color version.
- Versatile lighting solution for light boxes, sign cabinets, storefront glasses, or ceiling lighting.
- Constant Current Technology for optimal color consistency.
- Control with standard 24V RGB controllers and Bitro's DMX control system.
- Easy installation.
- Use with 24V LED power supplies.
- For dry and damp applications.
- UL Recognized.
- 2 Year Warranty.
- Patent-pending innovative design.

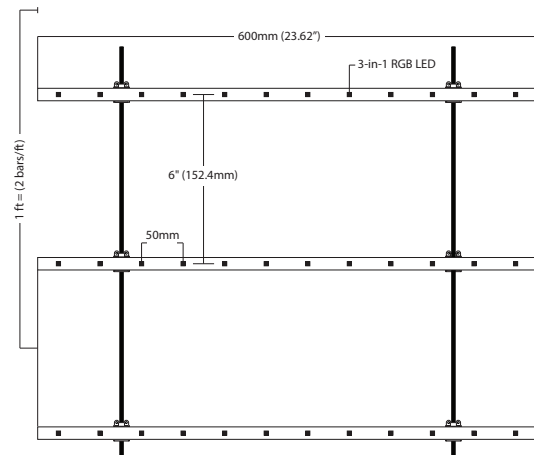
overview

All-new LATTICE RGB is a marriage of Bitro's two signature lighting solutions; LATTICE matrix and RGB Full Color lightings. It provides even distribution of internally illuminated color lighting through a matrix of 3-in-1 RGB LEDs which are placed on a flexible and lightweight modules, packed in rolls, creating a scalable implementation of dynamic full color illumination.

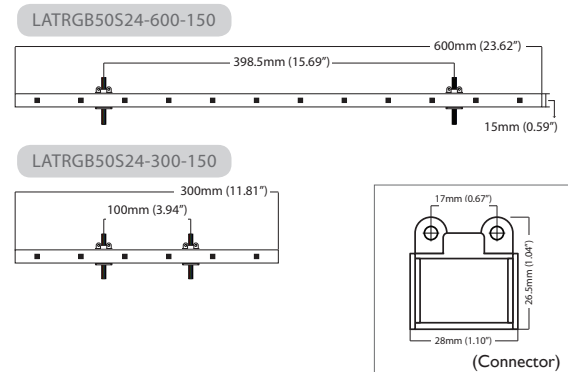
TheLATTICE RGB is ideal for illuminating large-scale custom light boxes. Labor intensive and costly method of using chain LED modules or flexible tape to produce satisfactory color lighting is simply too difficult and unreliable. TheLATTICE RGB provides a guaranteed lighting uniformity and color consistency, at a fraction of time it takes to install.

Bitro can also offer our customers various configurations and form factors to accommodate varied project requirements of backlit applications based on depth, brightness, substrate and cost. TheLATTICE RGB is available in 2'W x 10' L and 1'W x 10' L rolls, used in dry and damp locations.

configuration dimension



dimension & sku



**2-YEAR
WARRANTY**

IP66

Constant
Current
Technology



*Connector's position may change



application specs

Model	LATR ^{RGB} 50S-I50
Single-sided / Double-sided	Single Sided
Brightness Level	Low
Brightness	130.2 lm/sqft
Min. Cabinet Depth*	>8"
Color	Full Color RGB
Waterproof Rating	Conformal Coated, IP66
Application Environment	Dry & Damp Locations
Operating Temperature	-22°F ~ 158°F
UL File # / Ref. #	E341583 / BT-LAT
CSA File # / Ref. #	258485, "BT-LAT"
CE Ref. #	"BT-LAT"

* Minimum distance required from LATTICE product to face. Calculated with 2447 milky white acrylic with no graphics. Depth on faces with graphics can have thinner cabinet depths. Consult with Bitro for samples and depth demonstrations.

configuration specs

SKUs		LATR ^{RGB} 50S24-600-150	LATR ^{RGB} 50S24-300-150
LED Pitch (mm)		50mm / 1.97"	
Bar-to-Bar Pitch (mm)		6" (152.4mm)	
Bar Length (Roll width)	Bar Length (mm)	600mm	300mm
	Bar Length (inches)	23.6 in	11.8 in
# Lamps	# Lamps / bar	12 lamps/bar	6 lamps/bar
	# Lamps / sqft	12 lamps/sqft	
# Bars	# bars / sqft	1.0 bars/sqft	2.0 bars/sqft
	# bars / linear ft on roll	2.0 bars/ft	2.0 bars/ft
	# bars / 10ft Roll	20 bars/10ft roll	
Cut Increment		Between every bar	

layout service

Please email estimate@bitrogroup.com with drawings for prompt layout services.

contact bitro

Bitro Group, Inc. (Headquarter)
300 Lodi St. Hackensack, NJ 07601
201-641-1004 sales@bitrogroup.com

electrical specs

SKUs		LATR ^{RGB} 50S24-600-150	LATR ^{RGB} 50S24-300-150
Operating Voltage		24VDC	
Power Consumption	W / bar	2.88 W/bar	1.44W/bar
	W / sqft	2.88 W/sqft	2.88 W/sqft
	W / linear ft on roll	5.76 W/ft	2.88 W/ft

power load recommendations

SKUs		LATR ^{RGB} 50S24-600-150	LATR ^{RGB} 50S24-300-150
Recommended Max. Load on Bitro's ASU Series 96V-24V power supply	ASU-100-24U (# Bars)	30 bars	60 bars
	ASU-100-24U (linear ft)	15.0 ft	30.0 ft
	ASU-100-24U (sqft)	30.0 sqft	30.0 sqft
Recommended Control System		Bitro RGB Control Systems*	

* Contact bitro for compatible control systems

packaging

Packaging Unit	10ft roll
# of Bars / roll	20 bars/10ft

distributed by