




TheLATTICE3G™

L5T5

LED Matrix Lighting System for Backlighting Applications

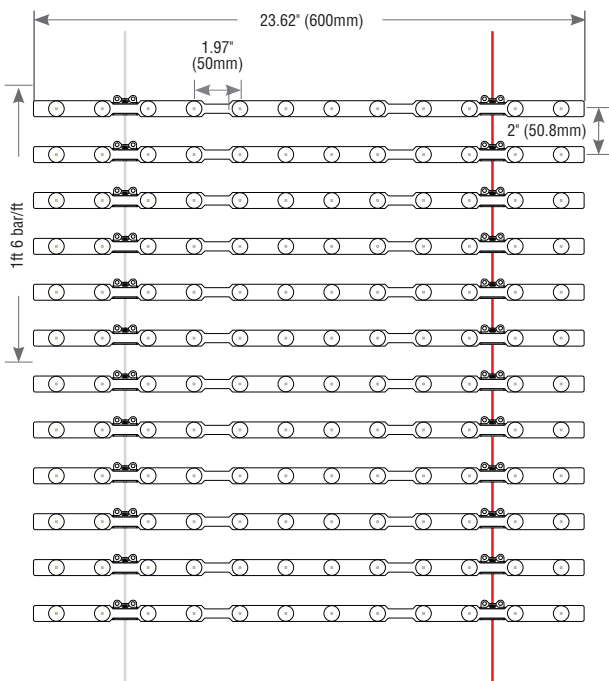


L3G-L5T5

ORIENTATION	LED-TO-LED	BAR-TO-BAR	OP.VOLT
SINGLE SIDED	50.0mm(1.97")	50.8mm(2")	24V
POWER CONSUMPTION	LED TO FACE DISTANCE	BRIGHTNESS	
6.5w/sqft	>2.25"	680lm/sqft	

configuration dimension

L3G-L5T5



overview

The Lattice3G (L3G) is Bitro's newest and greatest version of the Lattice. Bitro's original industry-leading Lattice matrix lighting system now includes optics to form an all-new product line that is more versatile than any of the previous generations. The optics of the L3G allow it to illuminate shallower cabinet depths with less LEDs, which provides for more cost savings and even easier installs. However, the benefits do not end there. The beam spread with optics technology allows for greater spacing tolerances between L3G columns/rows without the presence of shadowing. Optics even eliminates the presence of shadows due to center poles and other obstructions in many cases!

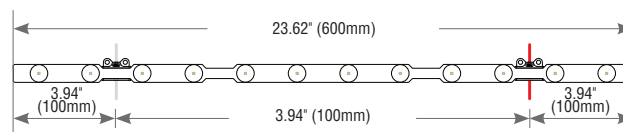
However, not everything has changed. The Lattice3G uses the same connector and wiring system as the previous 2G for familiarity and backward compatibility with all L2G accessories.

features

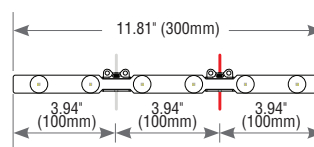
- Newest Evolution to the Industry-Leading Lattice Product Family
- Extreme Uniform Illumination / High Efficiency Light Output
- Reliable and Predictable Lighting Results
- Optics Technology for Shallower Depths and Versatile Installation Parameters
- Powered by Top-Tier LED Chipset with LM80 Data
- Familiar and Easy Labor-Saving Design
- Added Reliability, Longevity, and Uniformity with Bitro's Constant Current Technology
- Bitro's Thru-wire Interconnect Technology for Minimized Voltage Drops
- Dry and Damp Location
- Backed by 5-year Warranty

dimension & part numbers

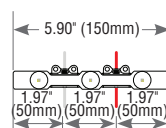
L3G-L5T5-24VBW65-600



L3G-L5T5-24VBW65-300



L3G-L5T5-24VBW65-150





application specs

Family & Series	L3G Family, L5TX Series
Model	L3G-L5T5 or L5T5
Single-sided / Double-sided	Single Sided
Brightness Level	Standard Brightness
Brightness (lm/sqft)	680.4 lm/sqft
Min. Cabinet Depth*	>2.25"
Default Color	Bright White, 6500K (BW65)
Other Colors	Special Order. Consult with Bitro Reps and Distributors
Waterproof Rating	Conformal Coated, IP66
Application Environment	Dry & Damp Locations
Operating Temperature	-22°F ~ 158°F
UL File # / Model #	E341583, BT-L3G, "LED Bars"

* Minimum distance required from LATTICE product to face. Calculated with 2447 milky white acrylic with no graphics.
Depth on faces with graphics can have thinner cabinet depths.
Consult with Bitro for samples and depth demonstrations.

configuration specs

Part Numbers	L3G-L5T5-24VBW65-600	L3G-L5T5-24VBW65-300	L3G-L5T5-24VBW65-150	
LED Pitch (mm)	1.97" (50mm)			
Bar-to-Bar Pitch (mm)	2" (50.8mm)			
Bar Length (Roll Width)	Bar Length (mm)	600mm	300mm	150mm
	Bar Length (inches)	23.6 in	11.8 in	5.9 in
# Lamps	# Lamps / bar	12 lamps/bar	6 lamps/bar	3 lamps/bar
	# Lamps / sqft	36.0 lamps/sqft		
# Bars	# bars / sqft	3.0 bars/sqft	6.0 bars/sqft	12.0 bars/sqft
	# bars / linear ft on roll	6.0 bars/ft	6.0 bars/ft	6.0 bars/ft

layout service

Please email estimate@bitrogroup.com
For prompt layout services, providing scaled & detail drawings.

electrical & optical specs

Part Numbers	L3G-L5T5-24VBW65-600	L3G-L5T5-24VBW65-300	L3G-L5T5-24VBW65-150	
Operating Voltage	24 VDC			
Power Consumption	W / bar	2.16 W/bar	1.08 W/bar	1.08 W/bar
	W / sqft	6.5 W/sqft	6.5 W/sqft	13.0 W/sqft
	W / linear ft on roll	13.0 W/ft	6.5 W/ft	6.5 W/ft
Optical Specifications	lm / bar	226.8 lm/bar	113.4 lm/bar	56.7 lm/bar
	lm / sqft	680.4 lm/sqft		
	Beam Angle	165°		
	Lumen Efficiency (modular)	105.0 lm/W	105.0 lm/W	52.5 lm/W

power load recommendations

Part Numbers	L3G-L5T5-24VBW65-600	L3G-L5T5-24VBW65-300	L3G-L5T5-24VBW65-150	
Recommended Power Supply	Alpha Slimline Power Supply (ASU-100-24U)**			
Recommended Load	# bars / power supply**	40 bars	80 bars	80 bars
	linear ft / power supply**	6.7 ft	13.3 ft	13.3 ft
	sqft / power supply**	13.3 sqft	13.33 sqft	6.67 sqft
Dimming Function	Yes, See Bitro's LED Dimming Solutions			

**Recommended load based on the recommended power supply. If using other power supplies, we recommend loading no more than 85% of the rated maximum power supply capacity.

packaging

Part Numbers	L3G-L5T5-24VBW65-600	L3G-L5T5-24VBW65-300	L3G-L5T5-24VBW65-150	
Packaging Unit Specs	Packing Unit(1roll)	10 ft/roll		
	# bars / roll	60 bars/roll	60 bars/roll	60 bars/roll
	sqft covered /roll	20.0 sqft/roll	10.0 sqft/roll	5.0 sqft/roll

contact bitro

Bitro Group, Inc. (Headquarter)
300 Lodi St. Hackensack, NJ 07601
201-641-1004 sales@bitrogroup.com