



# LIGHTPRIZM™

## LightPrizm White(LPZ) Series

Linear Indoor/Outdoor High Power Light Washer



LightPrizm ZWhite Series (LPZ)

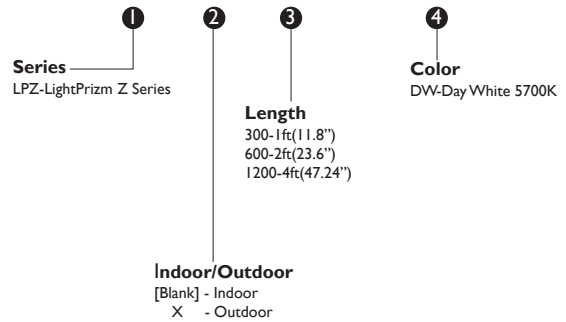
### overview

LightPrizm Z (LPL) Series is Bitro's high-power linear light washer. Using the most efficient LED technologies in the market, LPZ Series can be installed in continuous linear formats without visible seams. between bars. LightPrizm Z is available in multiple lengths indoor/outdoor applications.

LPZ utilizes a multi-focus lens that creates both a wide and narrow beam pattern simultaneously for maximum light coverage and a sharp cutoff .

Bitro's LPZ Series is excellent for washing walls, large areas, architectural structures, landscaping, and signage.


## LPZ-XI200-DW57



### features

- High-power LED Linear Washer
- Extremely Efficient Lighting
- Interior / Exterior Applications
- Standard Mounting Bracket and Jumper Connectors for Easy Installation
- Bar-to-bar features seamless linear illumination
- UL Recognized Component for Dry, Damp, and Wet Location
- Backed by 3 Years Warranty

### dimensions



Top view

unit : inches



**3-YEAR**  
WARRANTY

**IP67**



# LIGHTPRIZM™

## LightPrizm White(LPZ) Series

Linear Indoor/Outdoor High Power Light Washer

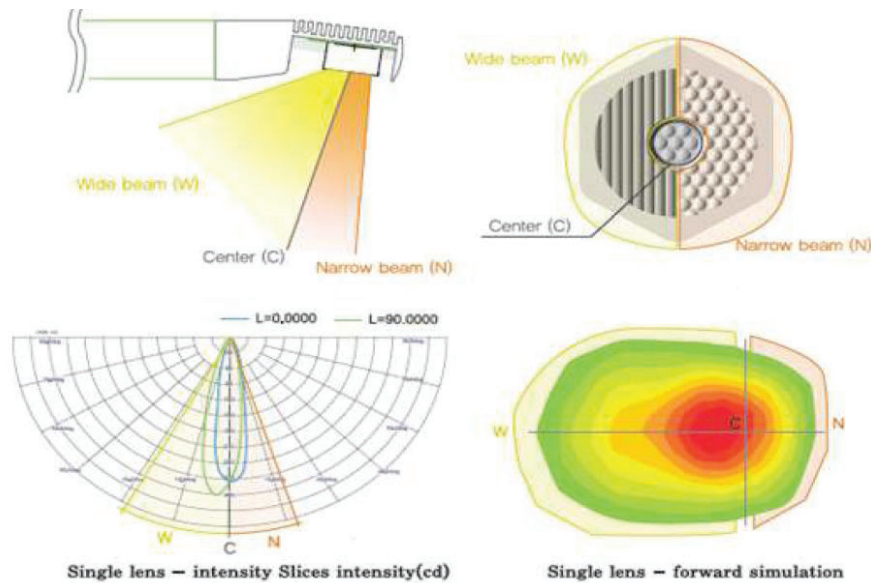


### specifications

|                      | Series              | LightPrizm ZWhite Series (LPZ) |                   |                   |
|----------------------|---------------------|--------------------------------|-------------------|-------------------|
|                      | physical            | Part #                         | LPZ-X300-DW57     | LPZ-X600-DW57     |
| 1ft                  |                     | 20 Degrees Z-Prm Lens          |                   |                   |
| 12.8"                |                     | 1ft                            | 2ft               | 4ft               |
| 12.8" x 1.7" x 1.4"  |                     | 11.8"                          | 23.6"             | 47.24"            |
| Overall Dimensions   |                     | 11.8"x2.4"x0.91"               | 23.6"x2.4"x0.91"  | 47.24"x2.4"x0.91" |
| Brightness           |                     | Lumens per Fixture             | 1170 lm/fixture   | 2000 lm/fixture   |
|                      | Operating Voltage   | 24VDC                          |                   |                   |
| Power and Electrical | Power Consumption   | 10.8W                          | 21.6W             | 43W               |
|                      | Load on ASU-100-24U | 8 Units                        | 4 Units           | 2 Units           |
|                      | Indoor/Outdoor      | Dry & Damp Locations           |                   |                   |
| Application          | Color               | DayWhite<br>5700K              | DayWhite<br>5700K | DayWhite<br>5700K |
|                      | UL File#, Model#    | E341583, BT-LPZ                |                   |                   |

revised: 10/19/18

### lens and beam pattern



### layout service

Please email [estimate@bitrogroup.com](mailto:estimate@bitrogroup.com) with drawings for prompt layout services.

### contact bitro

Bitro Group, Inc. (Headquarter)  
300 Lodi St. Hackensack, NJ 07601  
201-641-1004 [sales@bitrogroup.com](mailto:sales@bitrogroup.com)