




# TheLATTICE2G™

## 4H7

LED Matrix Lighting System for Backlighting Applications



### overview

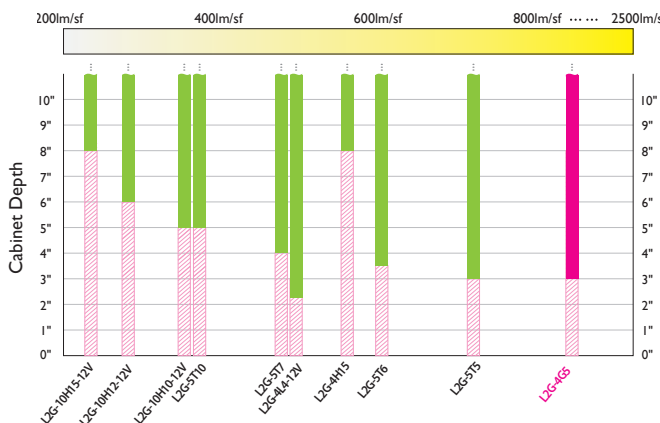
Lattice2G (L2G) is Bitro's latest version of the original industry-leading Lattice. Built upon all the great features of its predecessor, Lattice2G is now more powerful, more efficient and more affordable. With added intuitive mounting systems, it is truly the most comprehensive and versatile lighting solution for illuminated sign cabinets and general back-lighting applications.

Lattice2G comes in various configuration; colors, brightness and cost offerings to fit your exact needs. Consult with us to find out which Lattice is right for your project.

### L2G-4H7

|                   |                      |             |         |
|-------------------|----------------------|-------------|---------|
| ORIENTATION       | LED-TO-LED           | BAR-TO-BAR  | OP.VOLT |
| SINGLE SIDED      | 42.9mm(1.69")        | 76.2mm(3")  | 24V     |
| POWER CONSUMPTION | LED TO FACE DISTANCE | BRIGHTNESS  |         |
| 9.6w/sqft         | >4"                  | 1134lm/sqft |         |

### brightness level

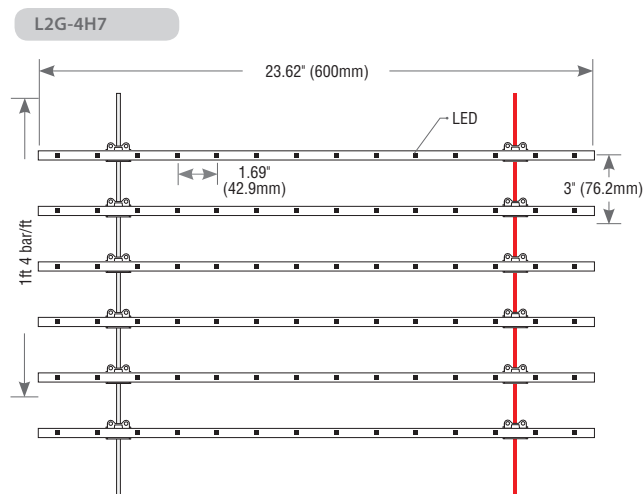


- Recommended (based on 2447 white acrylic).
- ▨ Not recommended. It may cause hot spots.

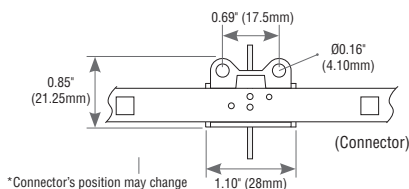
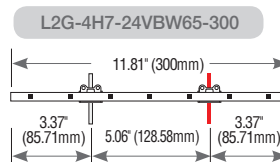
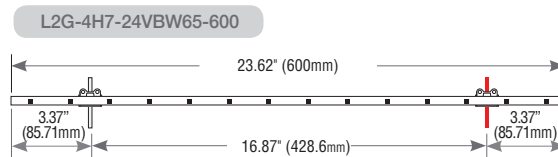
### features

- New and Improved Version of the Original Lattice
- Extreme Uniform Illumination
- Reliable and Predictable Lighting Results
- Powered by top-tier LED chipset with LM80 data
- Highly Efficient Light Output
- Easy Labor-saving Installation
- Added Reliability, Longevity, and Uniformity with Bitro's Constant Current Technology
- Bitro's Thru-wire Interconnect Technology for Minimized Voltage Drop
- Dry and Damp Location
- Backed by 5-year Warranty

### configuration dimension



### dimension & part numbers





### application specs

|                             |   |
|-----------------------------|---|
| Family & Series             | L2G Family, 4HX Series                                  |
| Model                       | L2G-4H7 or 4H7  |
| Single-sided / Double-sided | Single Sided  |
| Brightness Level            | High Brightness   |
| Brightness (lm/sqft)        | 1134 lm/sqft  |
| Min. Cabinet Depth*         | >4"   |
| Default Color               | Bright White, 6500K (BW65)                              |
| Other Colors                | Special Order. Consult with Bitro Reps and Distributors |
| Waterproof Rating           | Conformal Coated, IP66                                  |
| Application Environment     | Dry & Damp Locations                                    |
| Operating Temperature       | -22°F ~ 158°F   |
| UL File # / Model #         | E341583, BT-L2G, "LED Bars"                             |

\* Minimum distance required from LATTICE product to face. Calculated with 2447 milky white acrylic with no graphics.  
Depth on faces with graphics can have thinner cabinet depths.  
Consult with Bitro for samples and depth demonstrations.

### configuration specs

| Part Numbers            |                            | L2G-4H7-24VBW65-600 | L2G-4H7-24VBW65-300 |
|-------------------------|----------------------------|---------------------|---------------------|
| LED Pitch (mm)          |                            | 1.69" (42.9mm)      |                     |
| Bar-to-Bar Pitch (mm)   |                            | 3" (76.2mm)         |                     |
| Bar Length (Roll Width) | Bar Length (mm)            | 600mm               | 300mm               |
|                         | Bar Length (inches)        | 23.6 in             | 11.8 in             |
| # Lamps                 | # Lamps / bar              | 14 lamps/bar        | 7 lamps/bar         |
|                         | # Lamps / sqft             | 28.0 lamps/sqft     |                     |
| # Bars                  | # bars / sqft              | 2.00 bars/sqft      | 4.00 bars/sqft      |
|                         | # bars / linear ft on roll | 4.0 bar/ft          | 4.0 bars/ft         |

### layout service

Please email [estimate@bitrogroup.com](mailto:estimate@bitrogroup.com)  
For prompt layout services, providing scaled & detail drawings.

### electrical & optical specs

| Part Numbers           |                       | L2G-4H7-24VBW65-600 | L2G-4H7-24VBW65-300 |
|------------------------|-----------------------|---------------------|---------------------|
| Operating Voltage      |                       | 24 VDC              |                     |
| Power Consumption      | W / bar               | 4.80 W/bar          | 2.40 W/bar          |
|                        | W / sqft              | 9.6 W/sqft          | 9.6 W/sqft          |
|                        | W / linear ft on roll | 19.2 W/ft           | 9.6 W/ft            |
| Optical Specifications | lm / bar              | 567.0 lm/bar        | 283.5 lm/bar        |
|                        | lm / sqft             | 1134.0 lm/sqft      |                     |
|                        | Beam Angle            | 120°                |                     |
|                        | Lumen Efficiency      | 118.1 lm/W          | 118.1 lm/W          |

### power load recommendations

| Part Numbers             |                            | L2G-4H7-24VBW65-600                         | L2G-4H7-24VBW65-300 |
|--------------------------|----------------------------|---|---------------------|
| Recommended Power Supply |                            | Alpha Slimline Power Supply (ASU-100-24U)** |                     |
| Recommended Load         | # bars / power supply**    | 18 bars                                     | 36 bars             |
|                          | linear ft / power supply** | 4.5 ft                                      | 9.0 ft              |
|                          | sqft / power supply**      | 9.0 sqft                                    | 9.0 sqft            |
| Dimming Function         |                            | Yes, See Bitro's LED Dimming Solutions      |                     |

\*\*Recommended load based on the recommended power supply. If using other power supplies, we recommend loading no more than 85% of the rated maximum power supply capacity.

### packaging

| Part Numbers         |                       | L2G-4H7-24VBW65-600 | L2G-4H7-24VBW65-300 |
|----------------------|-----------------------|---------------------|---------------------|
| Packaging Unit Specs | Packing Unit (1 roll) | 10 ft/roll          |                     |
|                      | # bars / roll         | 40 bars/roll        | 40 bars/roll        |
|                      | sqft covered /roll    | 20.0 sqft/roll      | 10.0 sqft/roll      |

### contact bitro

Bitro Group, Inc. (Headquarters)  
300 Lodi St. Hackensack, NJ 07601  
201-641-1004  
[sales@bitrogroup.com](mailto:sales@bitrogroup.com)